


**COLOUR OPTION**

COLOUR OPTIONS ARE MADE TO ORDER - NO REFUND - NO RETURN -

BISCUIT FINISH

<p>MODEL No: SWSOD6036L3 (LEFT HAND DRAIN - RIGHT HAND SEAT)</p> <p>MODEL No: SWSOD6036R3 (RIGHT HAND DRAIN - LEFT HAND SEAT)</p>

Valley's single threshold, offset drain acrylic shower base with seat is meant to be installed in an alcove setting. This base features a built-in 17" high seat for the utmost comfort. Valley's acrylic shower bases are made at our facility in Mission, BC (Canada) out of high gloss, crack-resistant acrylic. Complies with CSA & IAPMO standards.

**DESCRIPTION:**

- Single Threshold / Opening
- **White finish**
- Off-set Drain location
- Integral seat
- High gloss / Crack-resistant acrylic
- Made in Canada
- Complies with CSA & IAPMO standards.

**CUSTOMIZE YOUR SHOWER BASE**

ALL UPCHARGE OPTIONS ARE MADE TO ORDER - NO REFUND - NO RETURN -

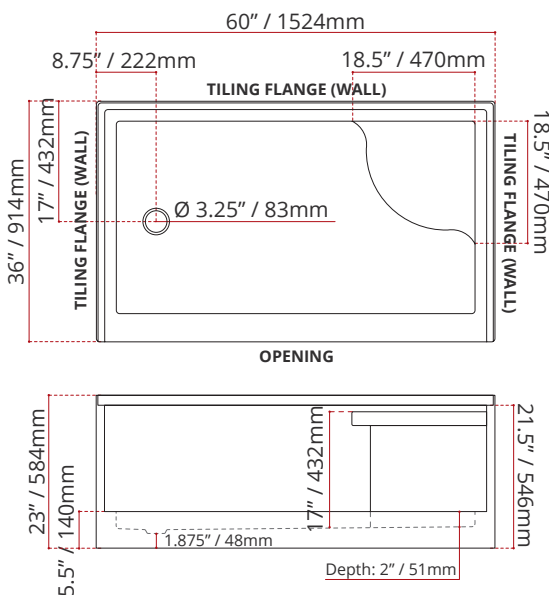
AVAILABLE CUSTOMIZATION OPTIONS	MODEL No.
TEXTURED BOTTOM	<b>C4</b>
DOUBLE TILING FLANGE	<b>C5</b>
TEXTURED BOTTOM + DOUBLE TILING FLANGE	<b>C45</b>

**SHIPPING INFORMATION:**

- Length: 62" / 1575mm
- Net Weight: 37.5 kg / 83 lbs.
- Width: 38" / 965mm
- Gross Weight: 40 kg / 88.2 lbs.
- Height: 26" / 660mm

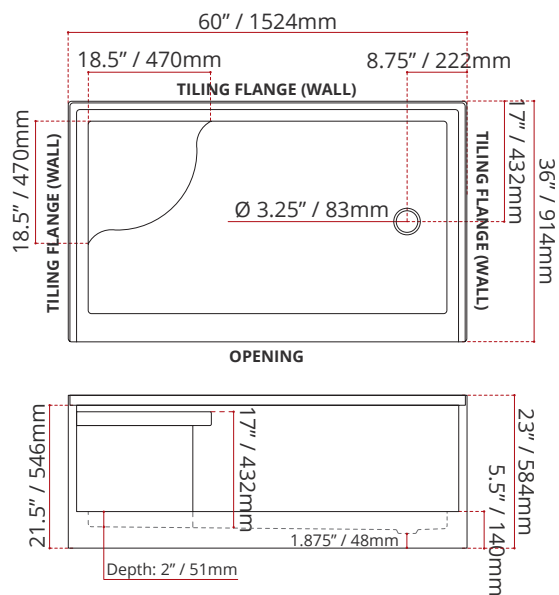
**SWSOD6036L1**

(LEFT HAND DRAIN LOCATION - RIGHT HAND SEAT)  
DRAIN WILL ALWAYS BE OPPOSITE SIDE FROM SEAT



**SWSOD6036R1**

(RIGHT HAND DRAIN LOCATION - LEFT HAND SEAT)  
DRAIN WILL ALWAYS BE OPPOSITE SIDE FROM SEAT



DISCLAIMER: Measurements may vary ±1/4" (Diagram Not to scale)

